

The Original

Riveter®

Boltless Shelving

 **Western Pacific
Storage Systems**

Quick Assembly

RiveTier® Boltless Shelving assembles quickly and easily using only a rubber mallet. No cross braces means you have double-sided access to your materials for efficient loading and unloading. In minutes, your RiveTier storage system is ready to work!

- **40% less expensive** than metal shelving
- **30% less expensive to assemble** than metal shelving



Heavy-gauge posts are available in standard-duty and heavy-duty for high-capacity storage.

Solid steel beams in 4 styles mean there's a RiveTier product to fit your needs – from general storage to the heaviest of industrial applications.

Decking choices include particle board, wire grating, melamine, and metal shelving to meet all of your storage needs.

Optional accessories include hang bars, aisle ties, tire cleats and more, so your RiveTier system can grow as your storage needs change.

QUICK
ASSEMBLY



1 Everything you need is shipped in a compact bundle for easy assembly.



2 Just tap RiveTier together with a rubber mallet – that's all it takes! No nuts, bolts, or other fasteners are required!



3 In just minutes, RiveTier Boltless Shelving is ready to work!

The original boltless shelving!

Strong

RiveTier shelving can take on your toughest storage jobs. With a weight capacity of more than a ton per shelf, it adds up to one high-capacity shelving system.

- Weight capacity up to 2400 lbs. / shelf
- Maximum shelf size of 4 ft. by 8 ft.
- Heights up to 21 ft. with no splicing
- Shelving materials include particle board, melamine, wire grating, corrugated metal, and metal shelves



Versatile

RiveTier's unlimited flexibility provides a custom-fit for all of your material handling applications. Whether you need storage for shoeboxes or auto parts, clothing, files or film, there's a RiveTier product to fit the job!

Strong & Versatile




Long Span



Heavy-duty Long Span shelving is the perfect choice when a tough, high-capacity storage system is needed! With uninterrupted spans up to 8 feet, Long Span racks provide a simple economical solution to the most difficult storage problems.

- Spans up to 8 feet mean fewer posts to obstruct access to your materials
- Weight capacity up to 2400 lbs. per shelf
- Heights up to 21 feet with no splicing
- Available in mezzanine applications to double your storage space
- Can be engineered to your exact specifications



Long Span can handle your toughest storage jobs.



No sway braces are required, giving you easy access from either side of the aisle.

Rock-solid storage systems!



Keep your inventory organized with Long Span shelving.



Mix and match – Long Span shelving integrates easily with Low Profile units.



From industrial to retail storage, Long Span shelving holds it all.

High-Capacity Long Span



Low Profile

Low Profile shelving provides the same profile as metal shelving at a much lower cost!

- Spans up to 4 foot wide
- Weight capacity up to 350 lbs. per shelf
- Concealed shelf edge for a cleaner appearance
- Shelves adjust easily and quickly
- Unobstructed access from all four sides
- Additional units can be added to any side to provide desired depths



The versatility of Low Profile shelving makes it the perfect choice for a wide variety of applications, including mobile and mezzanine systems.



Designed to grow with your business!

Z Beam

Need a high-capacity system with a low-profile beam? Z Beam combines the best of our Long Span and Low Profile shelving.

- Spans up to 6 feet
- Weight capacities up to 2400 lbs. per shelf
- Reduced beam profile increases vertical clearance by 1 $\frac{1}{16}$ " per shelf
- Top of beam is flush with top of shelf, protecting the edge and giving unit a cleaner appearance



Rigid, double-rivet Z Beam increases weight capacity with no sway braces required, providing unobstructed access to materials.



Work Areas

RiveTier Work Areas are available in a variety of configurations to handle all of your workplace requirements. Ideal for use as packing stations, mailing/shipping centers, computer stations, quality control stations, assembly tables, maintenance benches and more!

- Improve your work flow and work processes
- Ergonomic design for a comfortable working height
- An economical alternative to other ergonomic workstations
- A variety of work surfaces available to fit your needs
- Units can be electrically grounded for a worry-free working environment
- Lower shelf can be added for extra storage
- All parts are fully interchangeable between Work Areas configurations



RiveTier Work Benches, our basic unit, provide a sturdy surface for all of your office and industrial applications.

Organize your work!

Work Areas



When combined with a QuikPik or RiveTier brand flow rack, our work areas create an efficient just-in-time work center.




RiveTier Work Tables have extended rear posts to hold pegboard for hanging and organizing tools. The optional rail can hold tools, bins or other containers.



RiveTier Work Stations integrate a shelving unit and work bench into a common work area.



Mezzanine




RiveTier Mezzanines help you maximize your total cubic space making existing storage space more productive.

- Double and even triple your usable storage space without adding to overhead
- Modular design means mezzanines can be easily expanded to meet your changing storage needs
- Unobstructed access from all four sides – no braces to get in the way
- Custom engineered to meet your storage requirements – including Seismic applications
- OSHA and UBC/BOCA approved designs
- Available for Long Span, Low Profile and Z Beam systems




OSHA and UBC/BOCA-approved stairways are available. Contact your factory certified dealer for more information.



Our engineers use the latest CAD technology to provide integrated storage solutions.

In-house engineering staff!

Mezzanine



Access can be provided by catwalks, rolling ladders, or blanket deckovers to customize the mezzanine to your business needs. RiveTier mezzanine systems are compatible with:

- plank grating
- bar grating
- plywood
- corrugated decking

Contact your factory certified dealer for more information.

Bar grating provides strong support, better illumination, and helps meet Fire Codes.



Put RiveTier shelving products to work in all of your automotive applications. From tires to tail pipes, we make a shelving system for all of your automotive parts storage needs.



RiveTier Battery Rack is the only boltless battery rack on the market – our unique design is patent pending!

- Sets up in minutes with a rubber mallet
- Lanes adjust to accommodate a variety of battery widths
- Optional overhead storage makes the most of your floor space
- Flow rack guarantees first-in first-out product rotation. See your factory certified dealer for product information.

RiveTier is perfect for storing all shapes and sizes of automotive parts.



RiveTier Tire Racks are heavy-duty steel units that are priced as economically as wood.

- Available in units from 2 to 6 tiers high
- Attractive enough for the show room, yet durable enough for use in bulk tire storage applications
- Add-on units can be installed easily and economically with fewer additional posts than other more costly systems
- Angled beams hold tires in place without the need for locking devices, so tires can be easily removed
- Wall mount and portable units available
- Optional tire cleat available for economical expansion of base unit



End tailpipe tangles with our hanging tailpipe rack.



From passenger tires to 54" truck tires, our tire rack can handle it!



RiveTier Muffler Rack makes it a breeze to organize your inventory.





Put RiveTier Boltless Storage Products to work in your office. Whether you need to maximize your existing storage space, get better organized or archive your documents and records, RiveTier is the solution to your storage problems.

Our open file shelving is ideal for file records or folders which aren't yet ready to be archived.

- Shelves have a $\frac{3}{8}$ " drop from front to back to hold files in place
- Backstop retainers prevent papers from falling out
- Two bookends per shelf are included



RiveTier Record Archive Shelving is a high quality, cost effective alternative to traditional metal clip shelving.

- No sway braces means you have unobstructed access from all four sides
- A second level mezzanine can be added to double your storage space without adding overhead
- Each shelf holds up to 20 archive boxes, 5 wide by 2 high by 2 deep, the most efficient configuration available

Nationwide distribution centers!

RiveTier systems are ideal for all of your office storage needs, from paper clips to paper forms.



Organize your office records with our Z Beam shelving!





RiveTier Work Areas keep all of those back office tasks organized for easy completion.

General Office



...and More



RiveTier's unlimited flexibility provides a custom-fit for all of your material handling applications. RiveTier shelving is also compatible with all manufacturers of mobile aisle carriages. From shoeboxes to film reels, hanging garments to automotive parts, there's a RiveTier product for the job!

Design and Engineering

Our systems are designed to grow with your business. Our design and engineering team can custom develop a system to meet your needs – and your budget – no matter what your business application.

- Rock-solid seismic applications
- Computer Aided Design (CAD) capabilities
- Cross-functional development team
- Custom design and engineering assistance



Quality

Our quality assurance guarantees that WPSS products can perform in the toughest of applications. Need a mezzanine system in a seismic application? No problem – our rock-solid storage systems can withstand the shock.


- OSHA and UBC/BOCA approved designs
- Industry-leading testing
- High customer satisfaction ratings
- Innovative product development



Manufacturing

Our state-of-the-art manufacturing technology ensures that we produce the highest quality product at the lowest price. Our “value added” products are manufactured in accordance with the highest industry standards.

- Computerized scheduling
- A to Z quality checkpoints
- Environmentally sensitive powder coating
- Numerous industrial safety awards




Distribution

Our network of factory-trained dealers and well-stocked distributors have the RiveTier shelving you need, when you need it!

- Standard items ship in 48 hours or less
- Expert traffic managers facilitate shipments
- Reputable carriers for damage-free delivery



WPSS Value

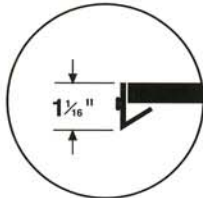


RiveTier Boltless Storage Systems

assemble quickly and easily using only a rubber mallet – no nuts or bolts to fumble with! The patented solid-steel rivet connection guarantees a secure, solid shelving system.

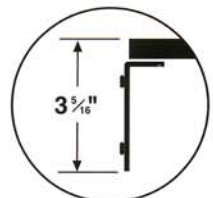


Beam Types



Low Profile

- standard lengths: 3' to 4'
- load capacity up to 350 lbs. per shelf



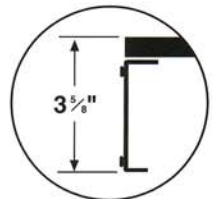
Long Span SS Beam

- standard lengths: 3' to 8'
- load capacity up to 2400 lbs. per shelf



Z Beam


- standard lengths: 3' to 6'
- load capacity up to 2400 lbs. per shelf



Long Span SSC Beam

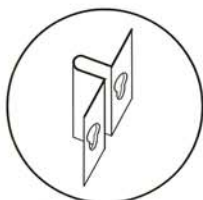
- standard widths: 3' to 8'
- load capacity up to 2400 lbs. per shelf

Post Types



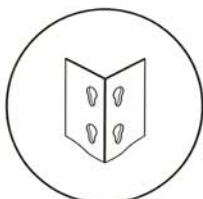
Standard Duty LURH

- 1 1/2" x 1 1/2"
- for applications up to 12' high



Common Posts TUR (T-Post)

- for adder units up to 12' high
- not suitable for seismic applications



Heavy Duty LURHD

- 1 7/8" x 1 7/8"
- for applications over 12' high, large capacity and mezzanine applications

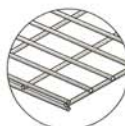
Shelving Materials



Particle Board



White Melamine



Wire Shelving



Metal Shelving

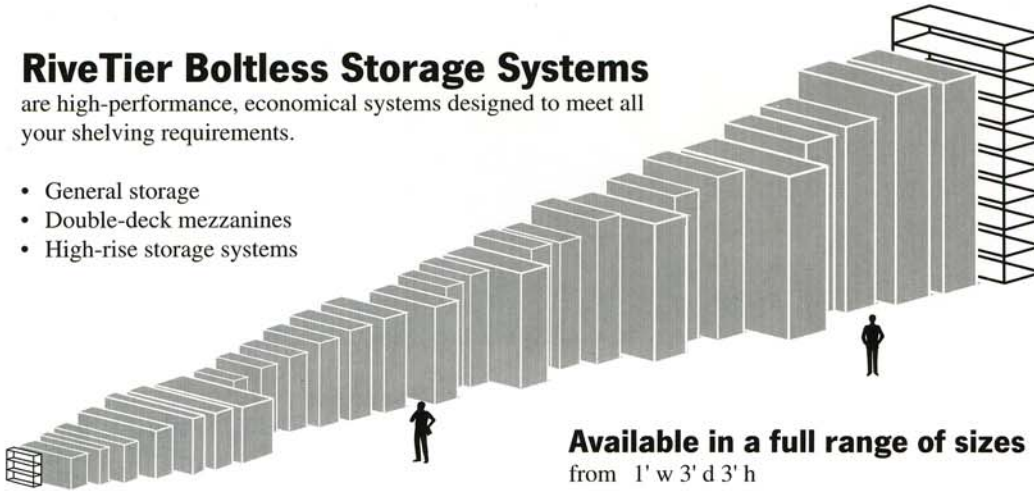


Corrugated Metal

RiveTier Boltless Storage Systems

are high-performance, economical systems designed to meet all your shelving requirements.

- General storage
- Double-deck mezzanines
- High-rise storage systems



Available in a full range of sizes

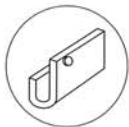
from 1' w 3' d 3' h

to 4' w 8' d 21' h (Mezzanine system)

Accessories



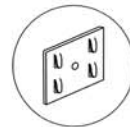
Hang Bar



J Beam



Shelf Tie Support




Tie Plate



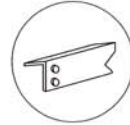
Aisle and Wall Ties



Low Profile Double Rivet Shelf Support



Tire Cleat



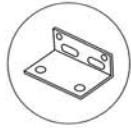
Tire Beam



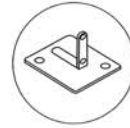
Grating Support Angle



Grating Support Channel



Footplate



Seismic Footplate

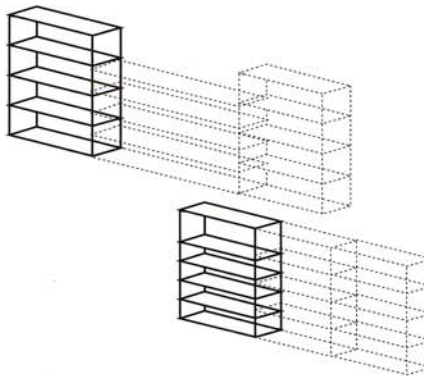
Color



- standard color: grey (in stock)
- also available: blue, red, green, beige and black (additional lead time and cost applies)
- other colors, including PMS Color matches, available upon special order. Additional lead time and cost applies. Consult your factory certified dealer for more information.
- colors shown above are as accurate as printing methods allow

Custom Expansion

Different types of RiveTier shelving can be connected to form custom systems.



The RiveTier[®] Advantage

